



### District Report Card: 2017


<b>State:</b> Punjab	<b>District:</b> Amritsar
<b>Class:</b> 8	<b>Subject:</b> Language
<b>Schools:</b> 51	<b>Students:</b> 1044


### Participation/Coverage


#### Students

<div>GENDER</div> <div></div>	Boys		Girls	
	Number	%	Number	%
	551	52.78	493	47.22

<div>AREA</div> <div></div>	Rural		Urban	
	Number	%	Number	%
	689	66.00	355	34.00

<div>CATEGORY</div> <div></div>	SC		ST		OBC		GEN	
	Number	%	Number	%	Number	%	Number	%
	665	63.70	11	1.05	146	13.98	222	21.26

<div>CWSN</div> <div></div>	LD	VI	HI	S&LD	ID	Oth
	1	1	0	2	1	2

<div>Management</div> <div></div>	Government		Government-aided	
	Number	%	Number	%
	908	86.97	136	13.03

### Average Performance of Students in Language (%)

Overall	Gender		Area		Management		Social Group			
	Male	Female	Rural	Urban	Govt.	Aided	SC	ST	OBC	GEN
52.04	49.28	55.12	51.32	53.43	51.26	57.21	49.49	49.09	57.58	56.16

### Performance on Learning Outcomes (LOs)

Learning Outcomes	Description	Average Performance(%)
L813	Read textual/non-textual materials with comprehension and identifies the details, characters, main idea and sequence of ideas and events while reading	52.04

Range of Performance of Students who Answered Correctly							
Below 30%		30% - 50%		50% - 75%		Above 75%	
Number	%	Number	%	Number	%	Number	%
210	20.11	276	26.44	383	36.69	175	16.76

### Lowest Performing Learning Outcomes (LOs)

1 - Read textual/non-textual materials with comprehension and identifies the details, characters, main idea and sequence of ideas and events while reading (52.04)